

PRONTUARIO DEI PRINCIPALI ACCORDI PER CHITARRA

www.accordi-chitarra.it

scarica gratuitamente questo file, le foto e gli mp3 dal sito www.accordi-chitarra.it



PERCHÉ LA MUSICA PUÓ CAMBIARE IL MONDO

Oggi molti pensano che la musica sia principalmente un divertimento, un modo di intrattenere le persone che desiderano riposarsi nel tempo libero, se non addirittura uno sfondo sonoro utile solo a nascondere la paura del silenzio.

Ma, fortunatamente, la musica è molto più di questo.

Molto spesso è un mezzo per conoscere, condividere e diffondere un messaggio, una cultura, una visione del mondo in un linguaggio che tutti possono comprendere.

Talvolta essa è un mezzo per conoscere se stessi, per godere delle proprie emozioni, per dare sfogo alla propria creatività, per conoscere e dirigere i propri istinti, per dialogare e unirsi ad altre persone senza bisogno di parole.

Infine, in casi molto speciali, la musica può davvero trasformare il mondo: ciò accade quando alcuni individui riescono prima degli altri ad intuire una nuova forma di bellezza che è già nell'aria, una bellezza sconosciuta, ritenuta fino ad allora impossibile, che espande la percezione di una civiltà e di un popolo.

Forse è troppo pretendere che tutto questo inizi semplicemente con una chitarra e con un prontuario di accordi come questo, ma è quello che ti auguriamo con tutto il cuore.

Lo staff di www.accordi-chitarra.it

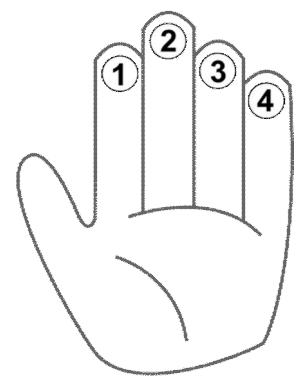
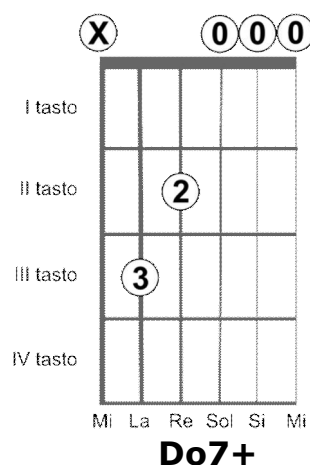
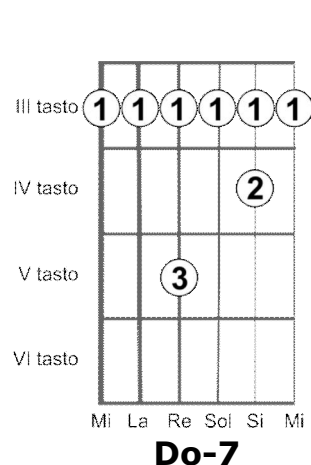
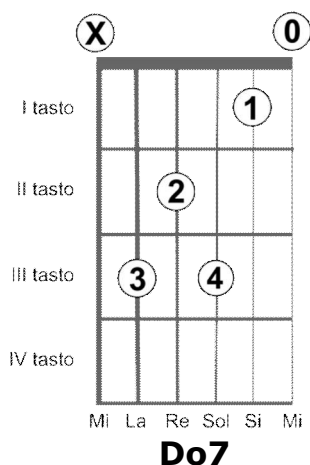
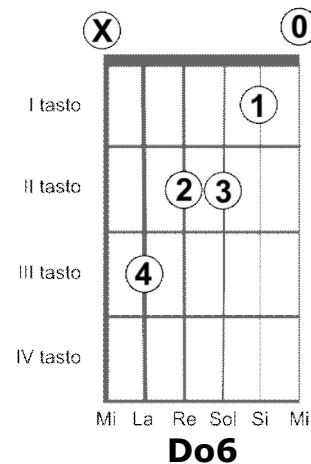
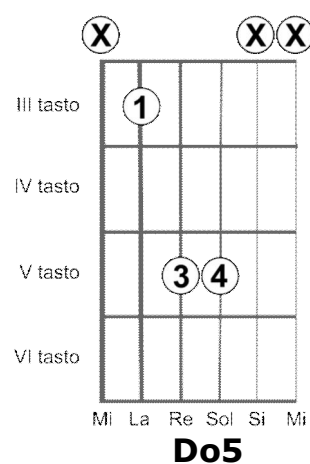
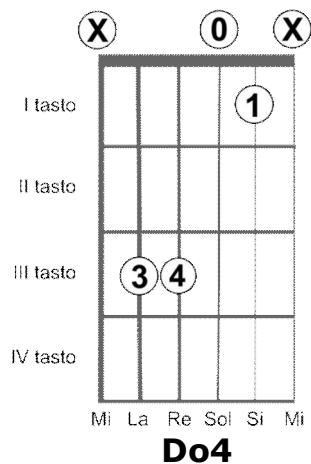
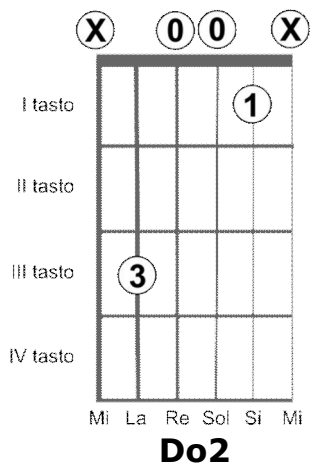
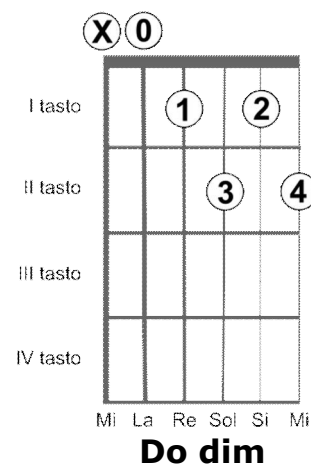
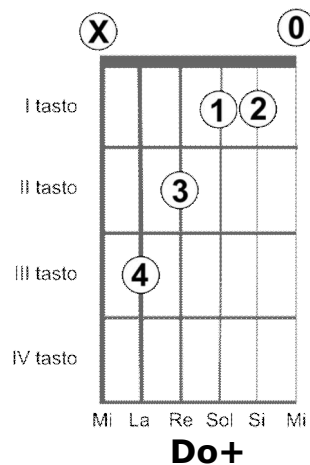
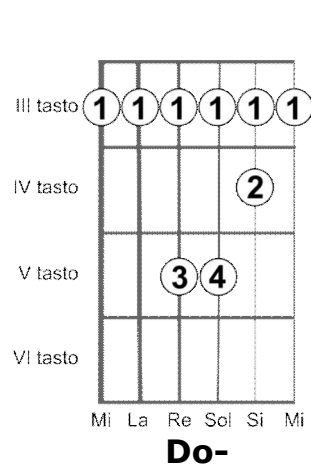
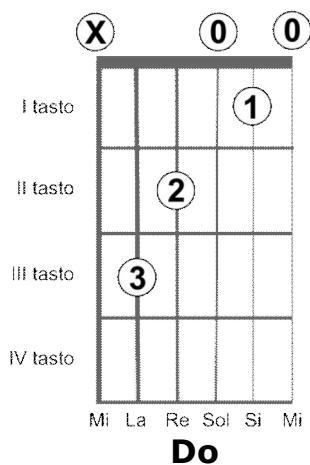
ACCORDI CONTENUTI NEL LIBRO

In questo libro non troverai migliaia di accordi, ma solo undici accordi principali ripetuti per ogni nota.

E' una precisa scelta, nata da una lunga esperienza didattica e da una profonda conoscenza di tutte le tipologie di accordi per chitarra. Riteniamo infatti che la funzione di un prontuario sia quella di fornire gli elementi fondamentali utili a suonare qualunque tipo di canzone, senza disperdere l'attenzione e la pratica quotidiana su posizioni più elaborate e tecnicamente impegnative.

Ti rimandiamo comunque agli altri contenuti del nostro sito per l'approfondimento e lo studio di accordi più complessi.

DO



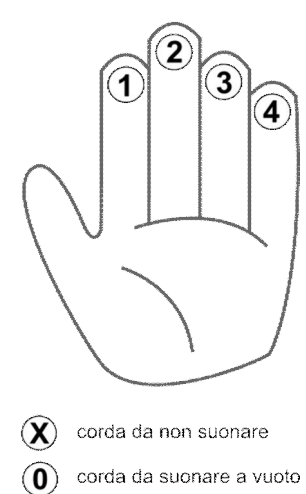
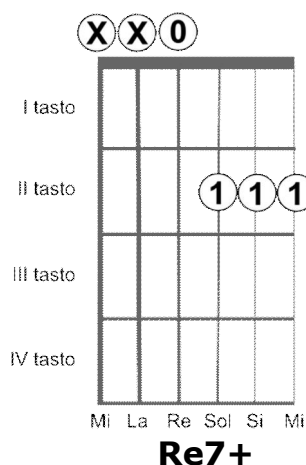
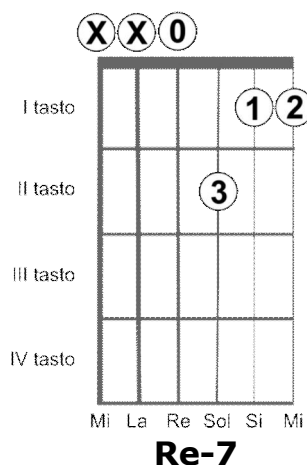
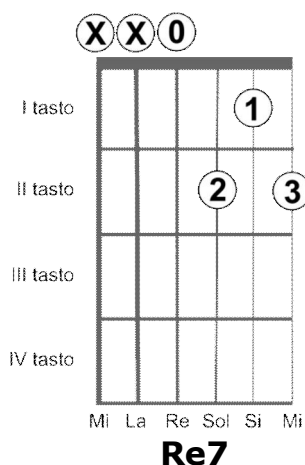
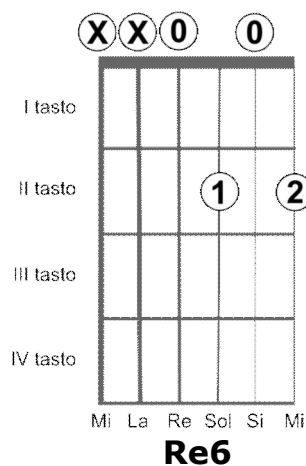
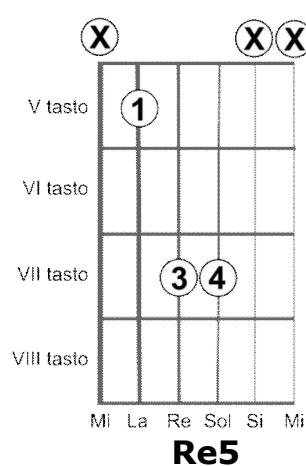
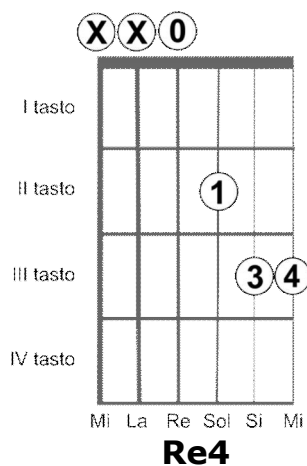
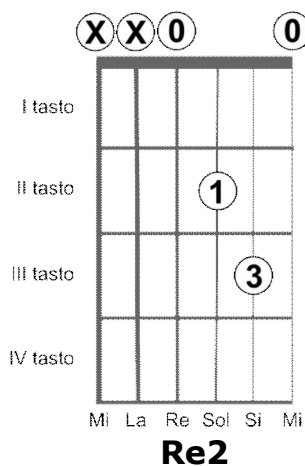
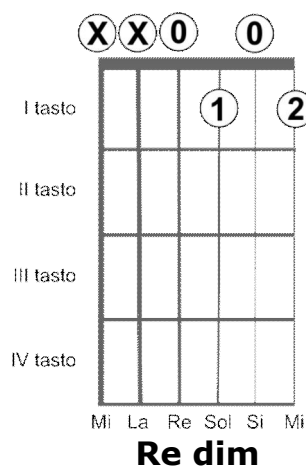
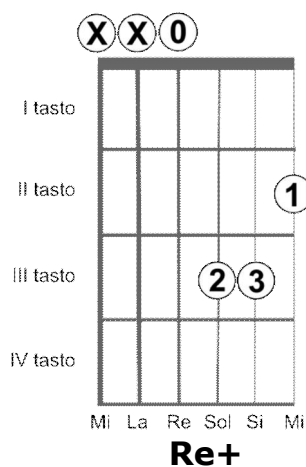
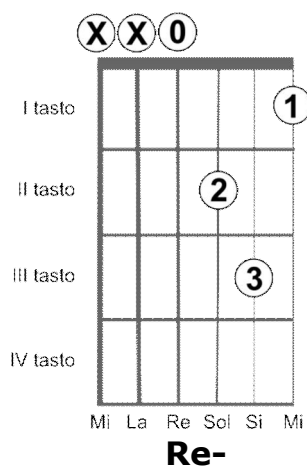
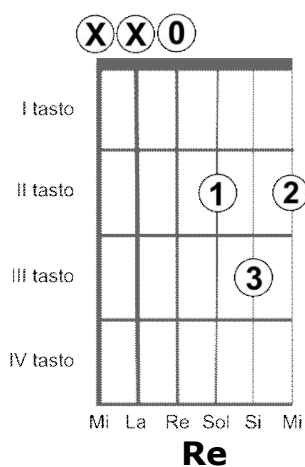
(X) corda da non suonare
 (0) corda da suonare a vuoto



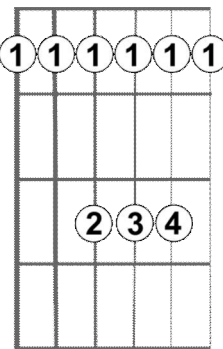
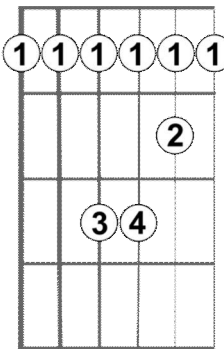
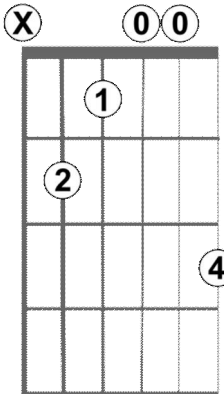
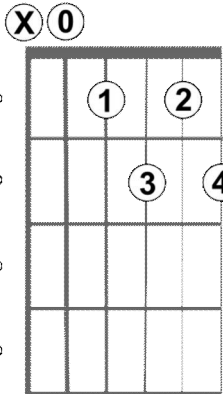
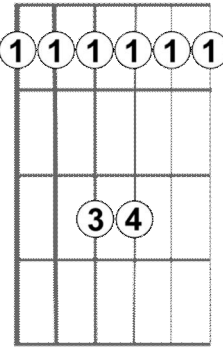
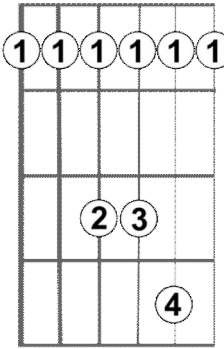
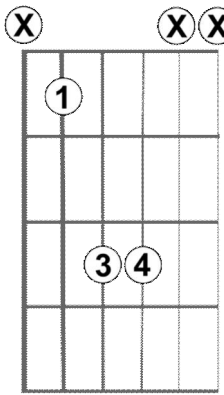
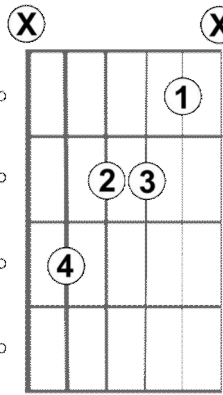
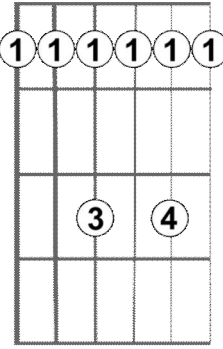
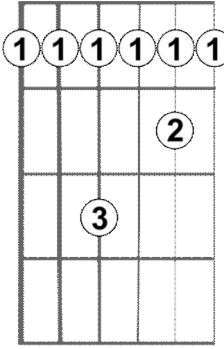
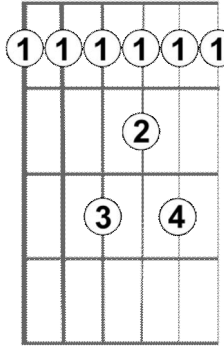
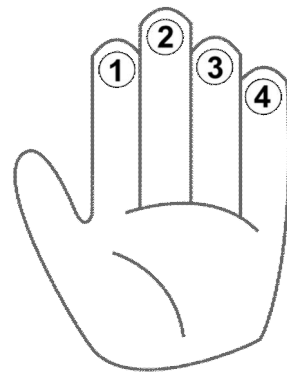
DO# - REb

<p>IV tasto 1 1 1 1 1 1 V tasto VI tasto 2 3 4 VII tasto</p> <p>Mi La Re Sol Si Mi</p>	<p>IV tasto 1 1 1 1 1 1 V tasto 2 VI tasto 3 4 VII tasto</p> <p>Mi La Re Sol Si Mi</p>	<p>I tasto X 0 II tasto 2 3 III tasto 4 IV tasto</p> <p>Mi La Re Sol Si Mi</p>	<p>I tasto 0 II tasto 1 III tasto 2 3 IV tasto 0 0</p> <p>Mi La Re Sol Si Mi</p>
<p>Do# Reb</p>		<p>Do#+ Reb+</p>	
<p>IV tasto 1 1 1 1 1 1 V tasto VI tasto 3 4 VII tasto</p> <p>Mi La Re Sol Si Mi</p>	<p>IV tasto 1 1 1 1 1 1 V tasto VI tasto 2 3 VII tasto 4</p> <p>Mi La Re Sol Si Mi</p>	<p>I tasto X II tasto 1 III tasto X X IV tasto 3 4 V tasto X</p> <p>Mi La Re Sol Si Mi</p>	<p>I tasto X II tasto 1 III tasto 2 3 IV tasto 4 V tasto X</p> <p>Mi La Re Sol Si Mi</p>
<p>Do#2 Reb2</p>		<p>Do#5 Reb5</p>	
<p>IV tasto 1 1 1 1 1 1 V tasto VI tasto 3 4 VII tasto</p> <p>Mi La Re Sol Si Mi</p>	<p>IV tasto 1 1 1 1 1 1 V tasto 2 VI tasto 3 VII tasto</p> <p>Mi La Re Sol Si Mi</p>	<p>IV tasto 1 1 1 1 1 1 V tasto 2 VI tasto 3 4 VII tasto</p> <p>Mi La Re Sol Si Mi</p>	
<p>Do#7 Reb7</p>		<p>Do#7+ Reb7+</p>	

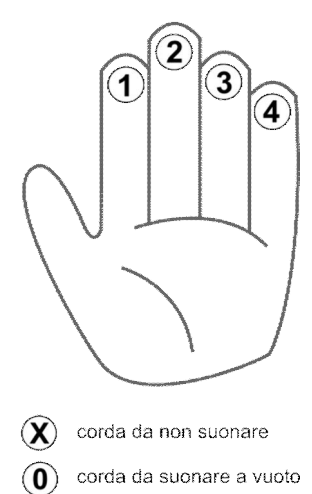
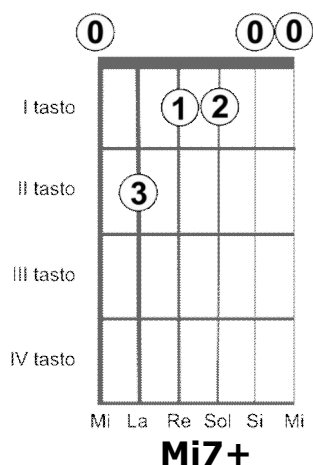
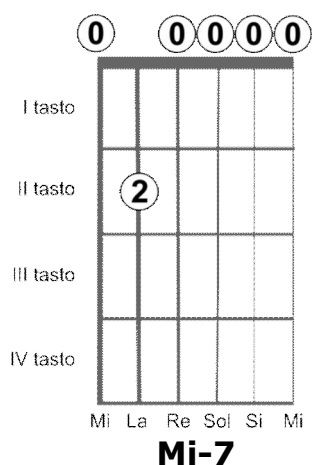
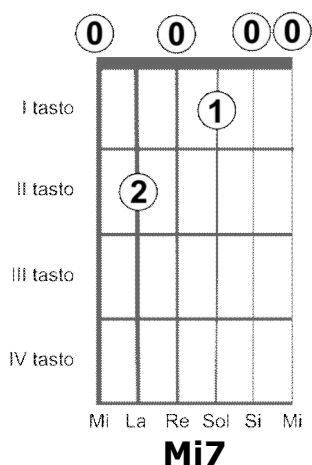
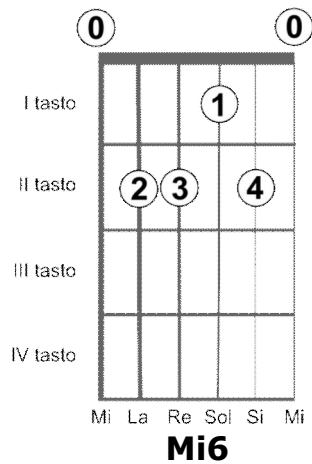
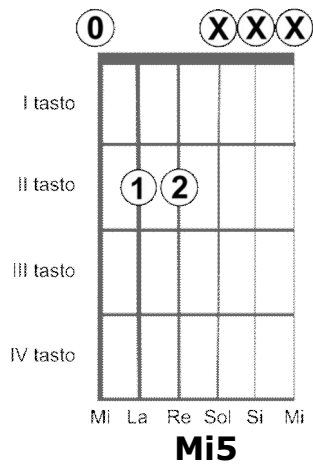
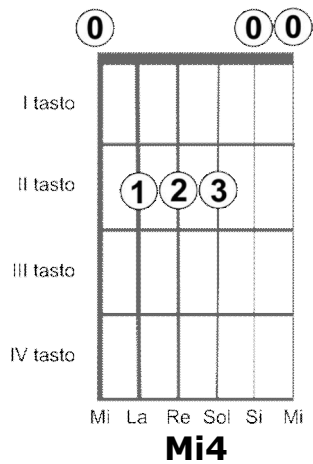
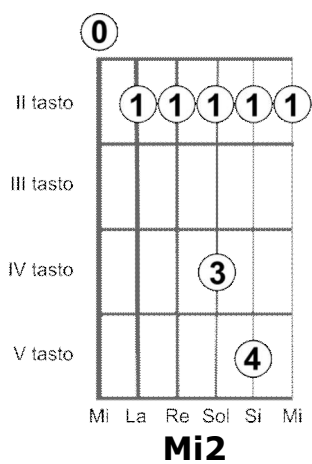
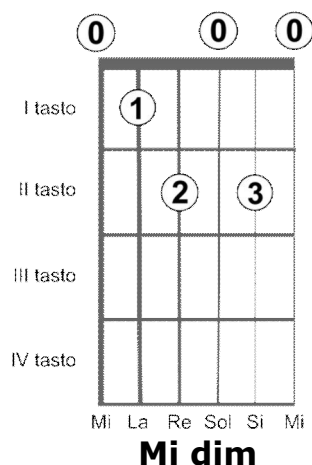
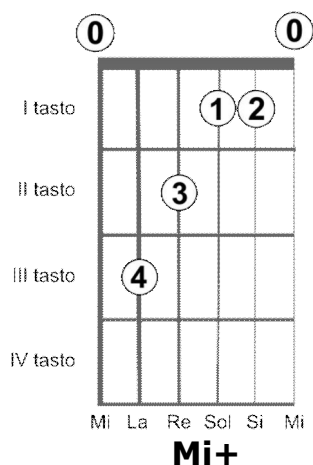
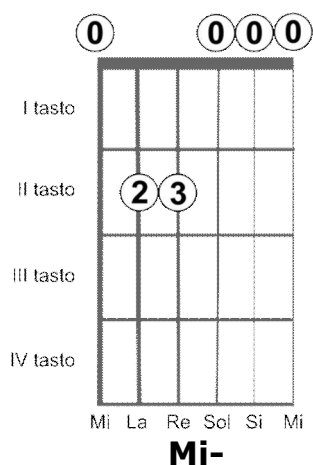
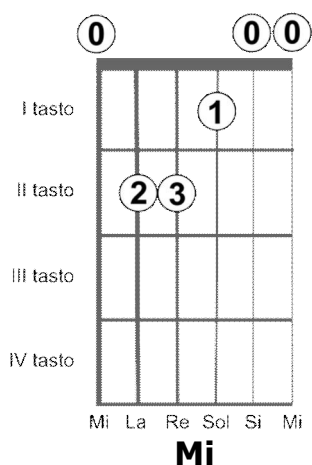
RE



RE# - Mib

 <p>VI tasto ① ① ① ① ① ① VII tasto VIII tasto ② ③ ④ IX tasto</p> <p>Mi La Re Sol Si Mi</p> <p>Re# Mib</p>	 <p>VI tasto ① ① ① ① ① ① VII tasto ② VIII tasto ③ ④ IX tasto</p> <p>Mi La Re Sol Si Mi</p> <p>Re#- Mib-</p>	 <p>① ② ③ ④ ⑤ ⑥ ⑦ ⑧ ⑨ ⑩ ⑪ ⑫ ⑬ ⑭ ⑮ ⑯ ⑰ ⑱ ⑲ ⑳ ㉑ ㉒ ㉓ ㉔ ㉕ ㉖ ㉗ ㉘ ㉙ ㉚ ㉛ ㉜ ㉝ ㉞ ㉟ ㊱ ㊲ ㊳ ㊴ ㊵ ㊶ ㊷ ㊸ ㊹ ㊺ ㊻ ㊼ ㊽ ㊾ ㊿ ⓧ ⓪</p> <p>I tasto ① II tasto ② III tasto ④ IV tasto</p> <p>Mi La Re Sol Si Mi</p> <p>Re#+ Mib+</p>	 <p>ⓧ ⓪ ① ② ③ ④ ⑤ ⑥ ⑦ ⑧ ⑨ ⑩ ⑪ ⑫ ⑬ ⑭ ⑮ ⑯ ⑰ ⑱ ⑲ ⑳ ㉑ ㉒ ㉓ ㉔ ㉕ ㉖ ㉗ ㉘ ㉙ ㉚ ㉛ ㉜ ㉝ ㉞ ㉟ ㊱ ㊲ ㊳ ㊴ ㊵ ㊶ ㊷ ㊸ ㊹ ㊺ ㊻ ㊼ ㊽ ㊾ ㊿ ⓧ ⓪</p> <p>I tasto ① ② II tasto ③ ④ III tasto IV tasto</p> <p>Mi La Re Sol Si Mi</p> <p>Re# dim Mib dim</p>
 <p>VI tasto ① ① ① ① ① ① VII tasto VIII tasto ③ ④ IX tasto</p> <p>Mi La Re Sol Si Mi</p> <p>Re#2 Mib2</p>	 <p>VI tasto ① ① ① ① ① ① VII tasto VIII tasto ② ③ IX tasto ④</p> <p>Mi La Re Sol Si Mi</p> <p>Re#4 Mib4</p>	 <p>ⓧ ① ⓧ ② ③ ④ ⑤ ⑥ ⑦ ⑧ ⑨ ⑩ ⑪ ⑫ ⑬ ⑭ ⑮ ⑯ ⑰ ⑱ ⑲ ⑳ ㉑ ㉒ ㉓ ㉔ ㉕ ㉖ ㉗ ㉘ ㉙ ㉚ ㉛ ㉜ ㉝ ㉞ ㉟ ㊱ ㊲ ㊳ ㊴ ㊵ ㊶ ㊷ ㊸ ㊹ ㊺ ㊻ ㊼ ㊽ ㊾ ㊿ ⓧ ⓧ</p> <p>VI tasto ① VII tasto VIII tasto ③ ④ IX tasto</p> <p>Mi La Re Sol Si Mi</p> <p>Re#5 Mib5</p>	 <p>ⓧ ① ② ③ ④ ⑤ ⑥ ⑦ ⑧ ⑨ ⑩ ⑪ ⑫ ⑬ ⑭ ⑮ ⑯ ⑰ ⑱ ⑲ ⑳ ㉑ ㉒ ㉓ ㉔ ㉕ ㉖ ㉗ ㉘ ㉙ ㉚ ㉛ ㉜ ㉝ ㉞ ㉟ ㊱ ㊲ ㊳ ㊴ ㊵ ㊶ ㊷ ㊸ ㊹ ㊺ ㊻ ㊼ ㊽ ㊾ ㊿ ⓧ ⓧ</p> <p>IV tasto ① V tasto ② ③ VI tasto ④ VII tasto</p> <p>Mi La Re Sol Si Mi</p> <p>Re#6 Mib6</p>
 <p>VI tasto ① ① ① ① ① ① VII tasto VIII tasto ③ ④ IX tasto</p> <p>Mi La Re Sol Si Mi</p> <p>Re#7 Mib7</p>	 <p>VI tasto ① ① ① ① ① ① VII tasto ② VIII tasto ③ IX tasto</p> <p>Mi La Re Sol Si Mi</p> <p>Re#-7 Mib-7</p>	 <p>VI tasto ① ① ① ① ① ① VII tasto ② VIII tasto ③ ④ IX tasto</p> <p>Mi La Re Sol Si Mi</p> <p>Re#7+ Mib7+</p>	 <p>① ② ③ ④</p> <p>ⓧ corda da non suonare ⓪ corda da suonare a vuoto</p>

MI



FA

Fa

Fa-

Fa+

Fa dim

Fa2

Fa4

Fa5

Fa6

Fa7

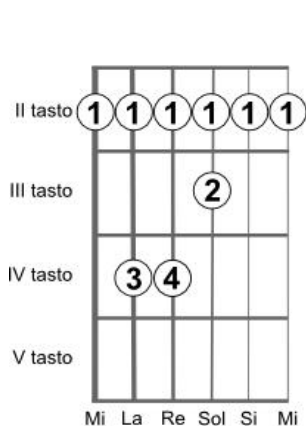
Fa-7

Fa7+

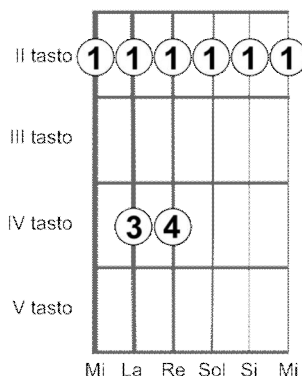
X corda da non suonare
0 corda da suonare a vuoto



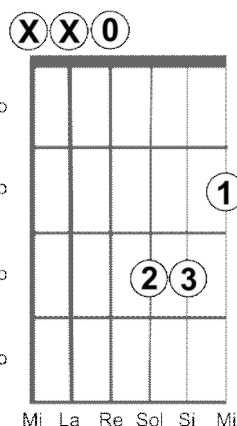
FA# - SOLb



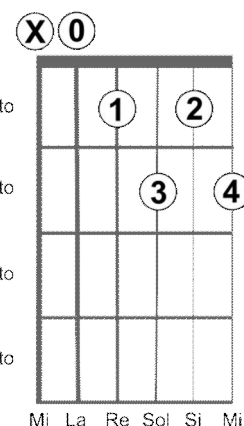
**Fa#
Solb**



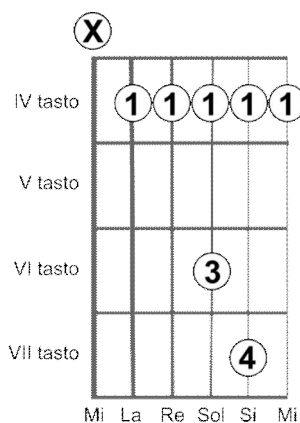
**Fa#-
Solb-**



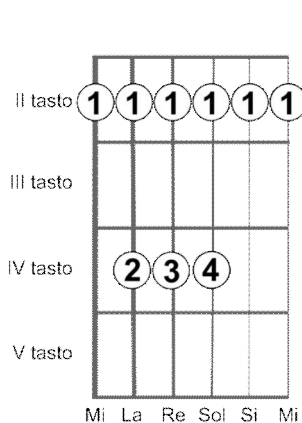
**Fa#+
Solb+**



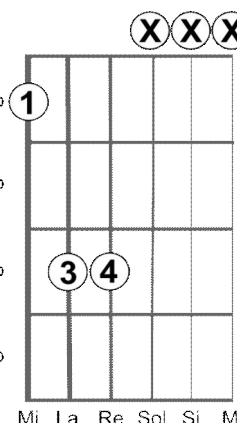
**Fa# dim
Solb dim**



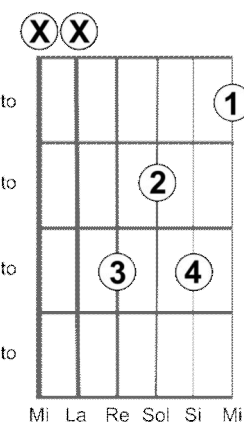
**Fa#2
Solb2**



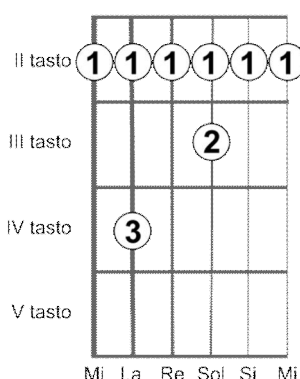
**Fa#4
Solb4**



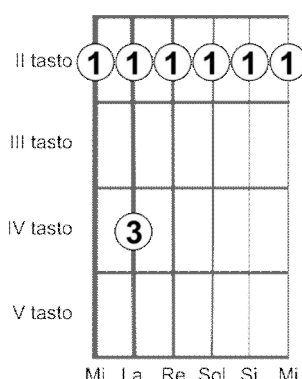
**Fa#5
Solb5**



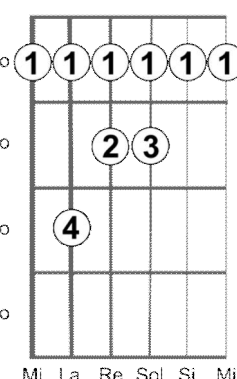
**Fa#6
Solb6**



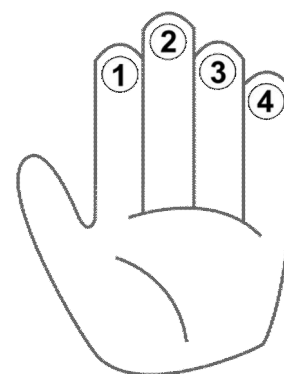
**Fa#7
Solb7**



**Fa#-7
Solb-7**

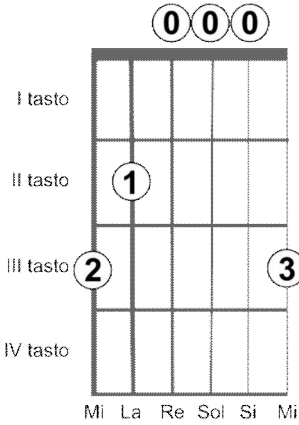


**Fa#7+
Solb7+**

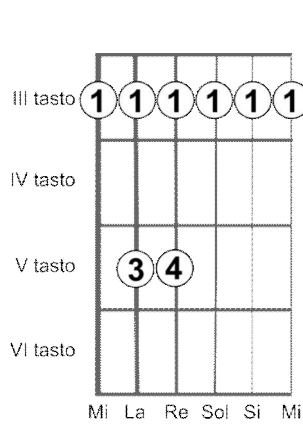


(X) corda da non suonare
(0) corda da suonare a vuoto

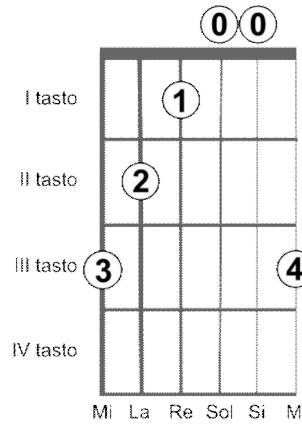
SOL



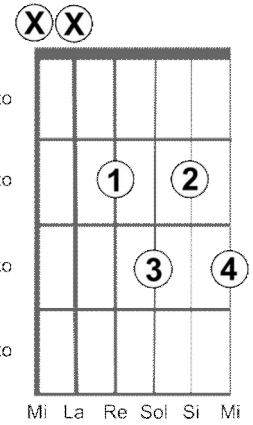
Sol



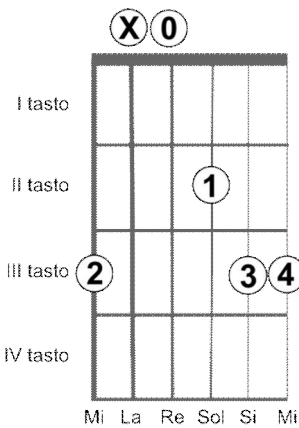
Sol-



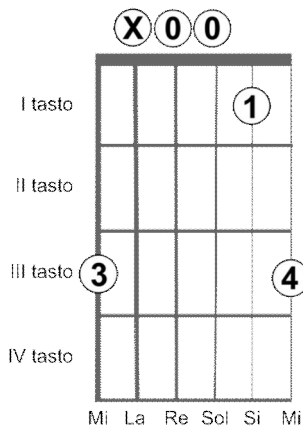
Sol+



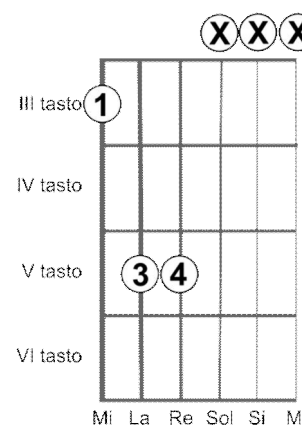
Sol dim



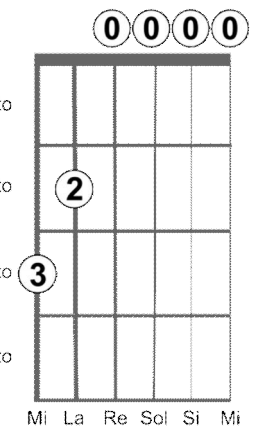
Sol2



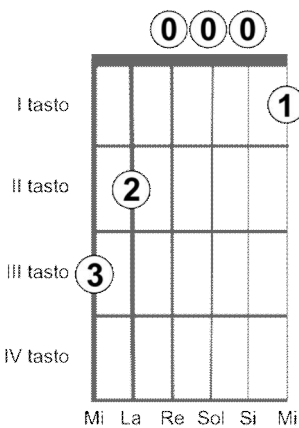
Sol4



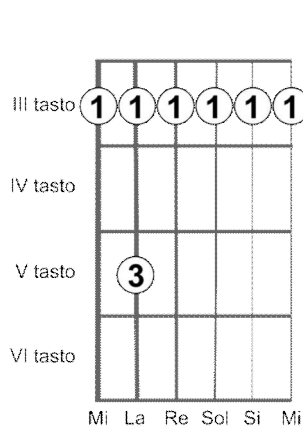
Sol5



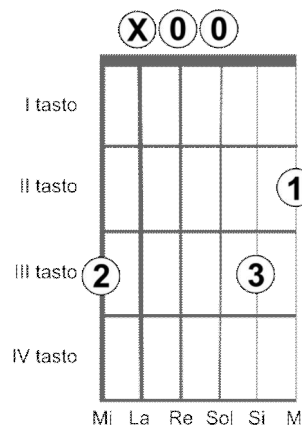
Sol6



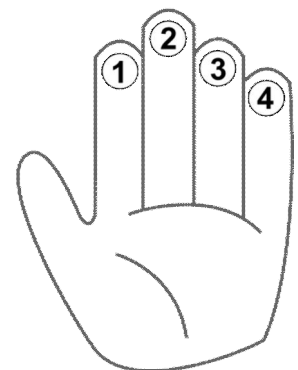
Sol7



Sol-7



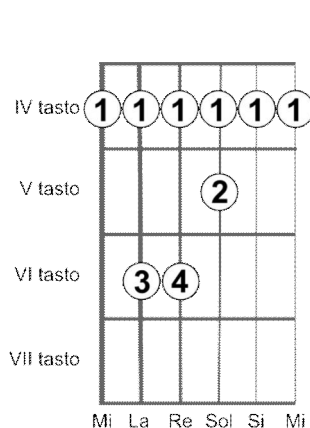
Sol7+



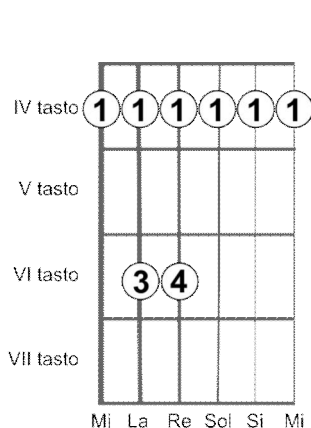
X corda da non suonare

0 corda da suonare a vuoto

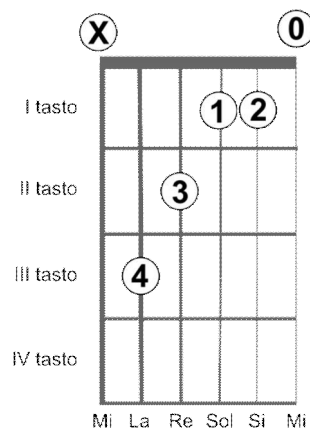
SOL# - Lab



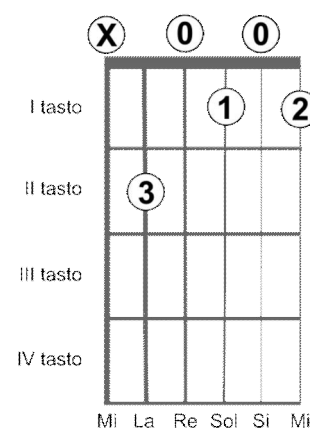
**Sol#
Lab**



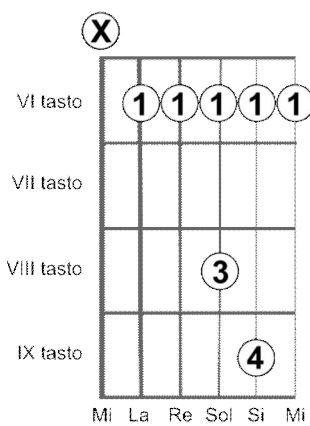
**Sol#-
Lab-**



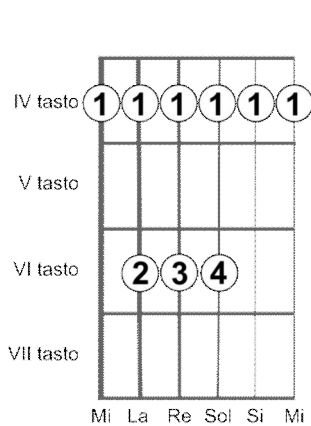
**Sol#+
Lab+**



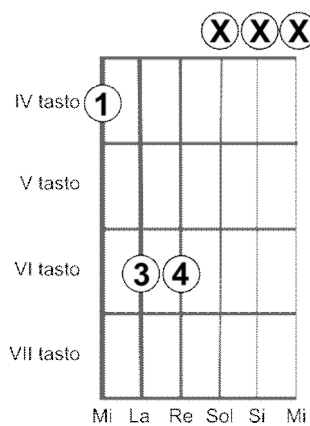
**Sol# dim
Lab dim**



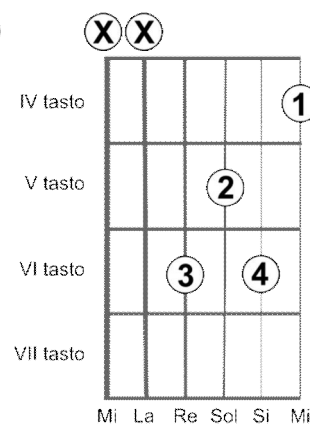
**Sol#2
Lab2**



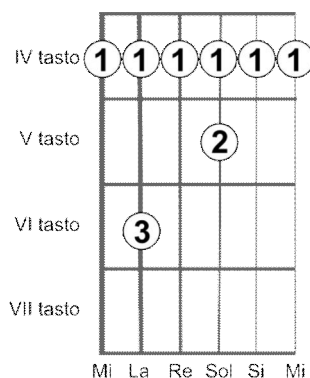
**Sol#4
Lab4**



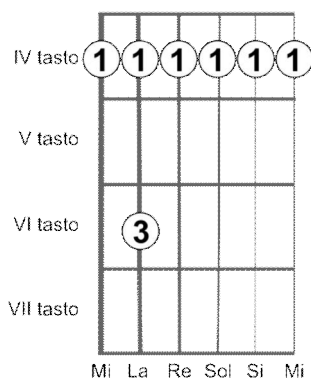
**Sol#5
Lab5**



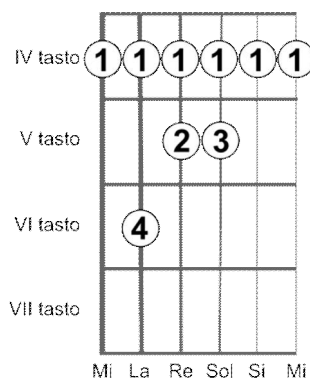
**Sol#6
Lab6**



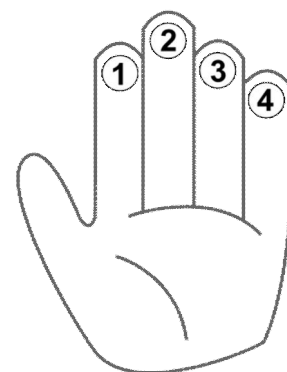
**Sol#7
Lab7**



**Sol#-7
Lab-7**

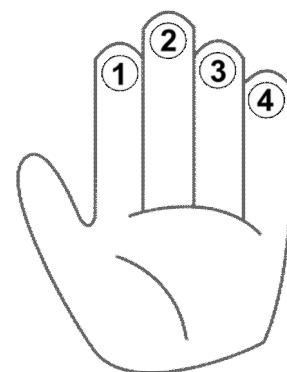
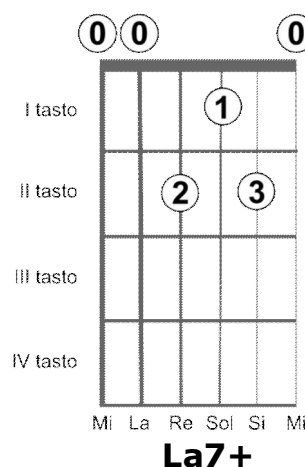
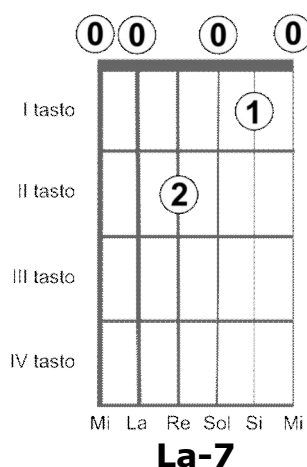
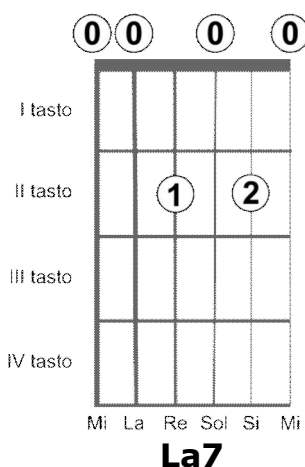
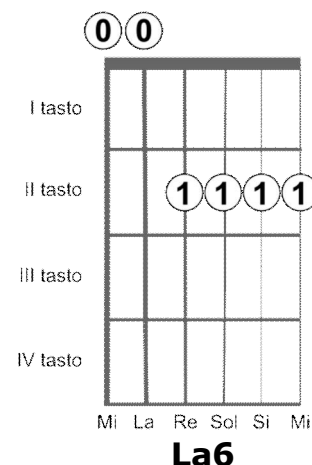
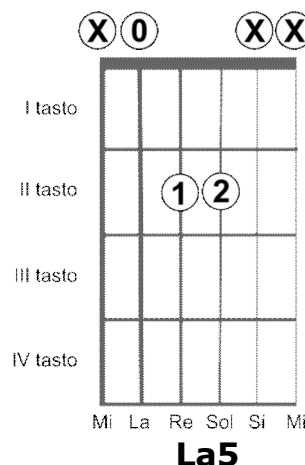
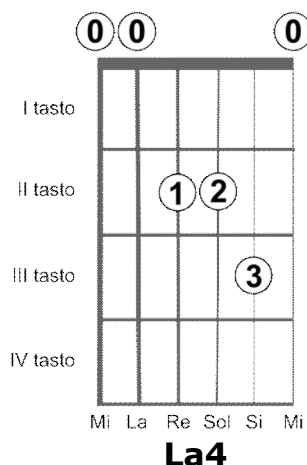
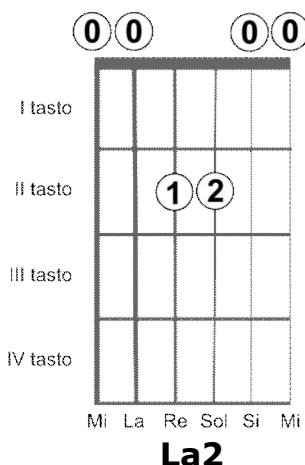
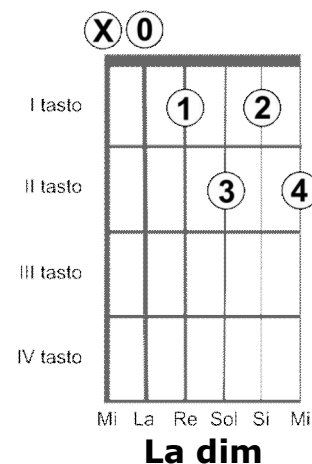
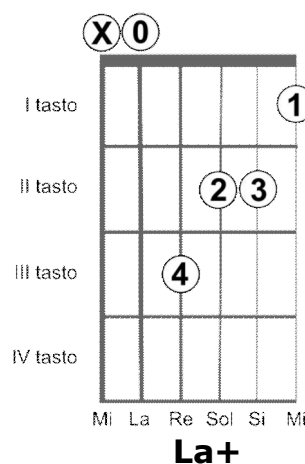
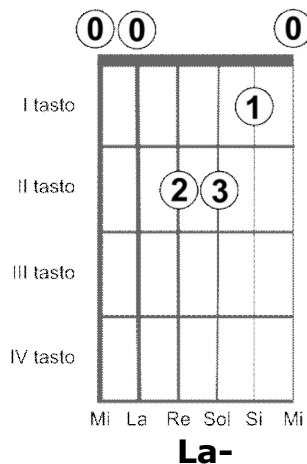
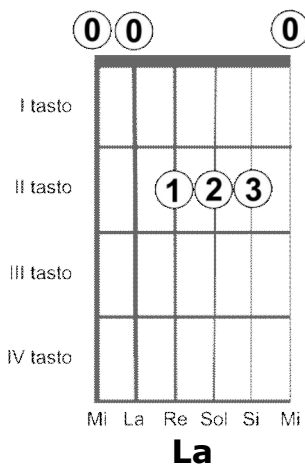


**Sol#7+
Lab7+**



(X) corda da non suonare
(0) corda da suonare a vuoto

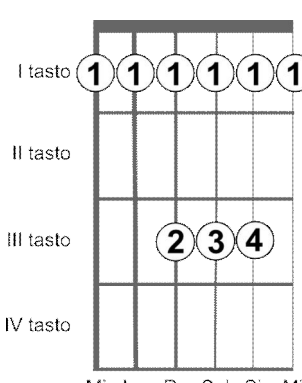
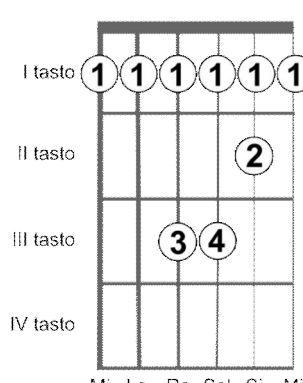
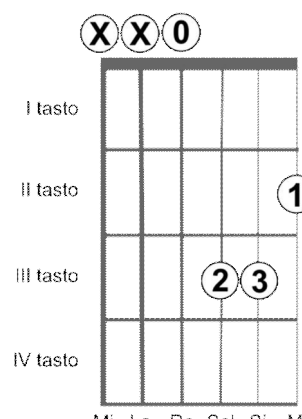
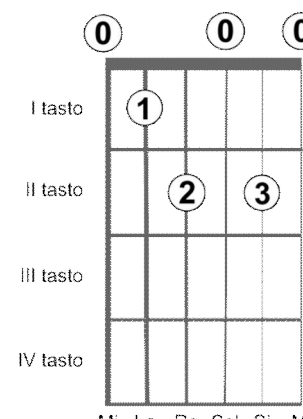
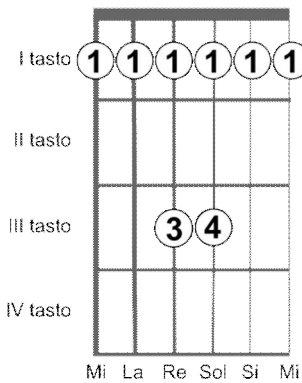
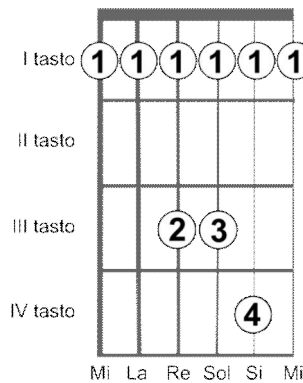
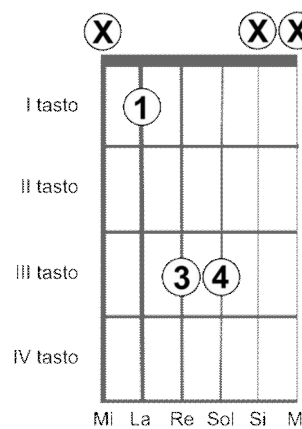
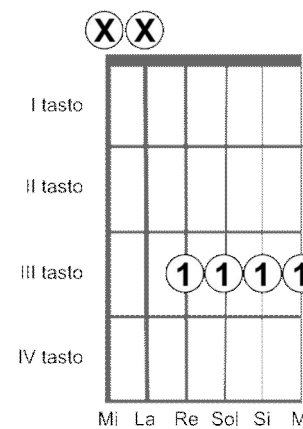
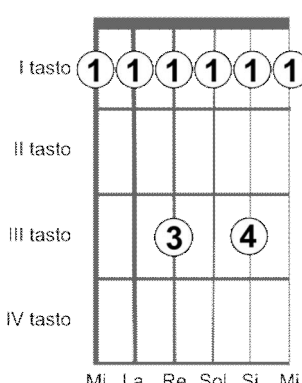
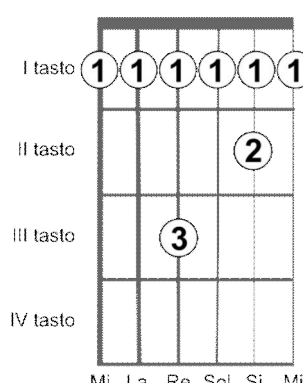
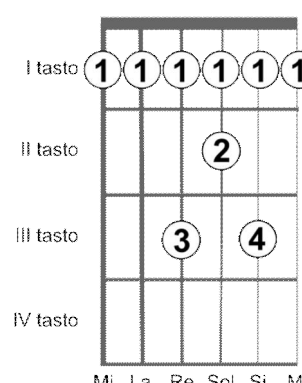
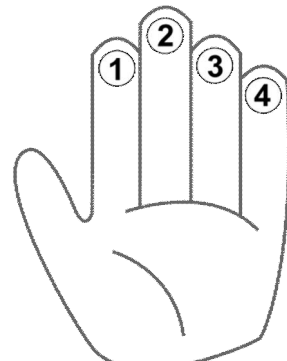
LA



X corda da non suonare
0 corda da suonare a vuoto

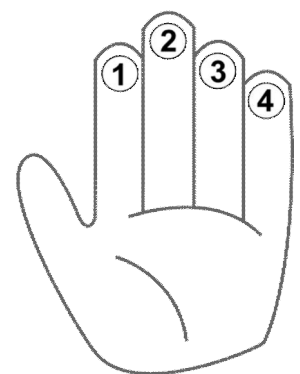
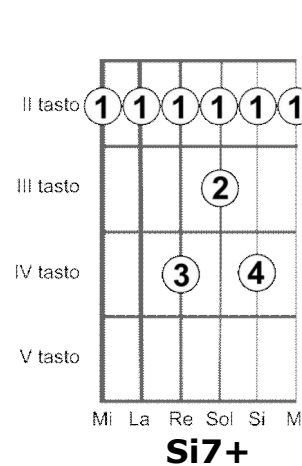
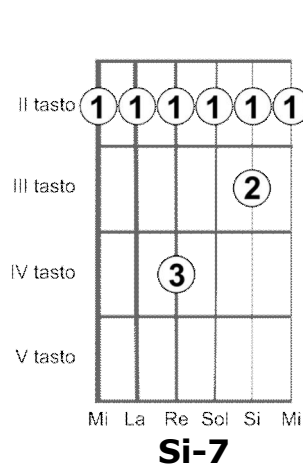
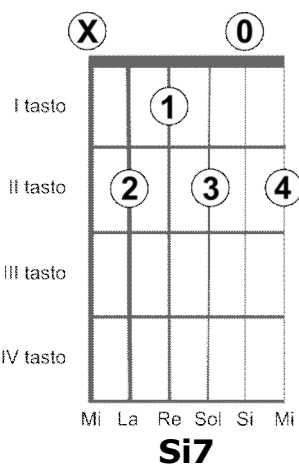
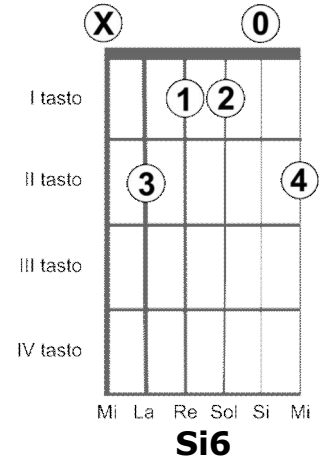
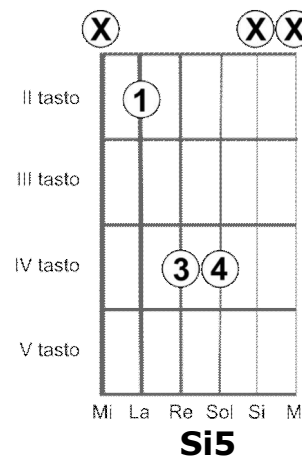
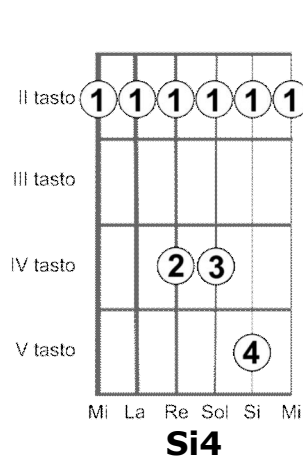
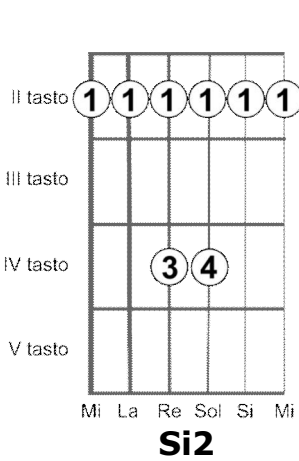
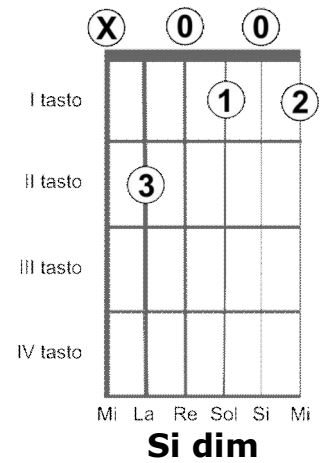
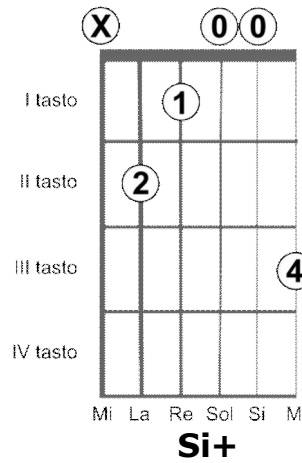
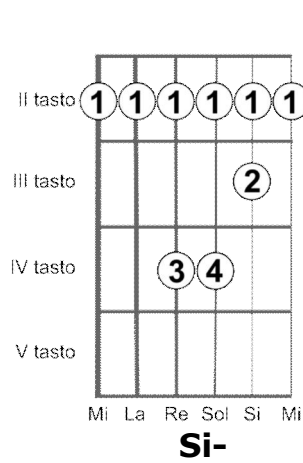
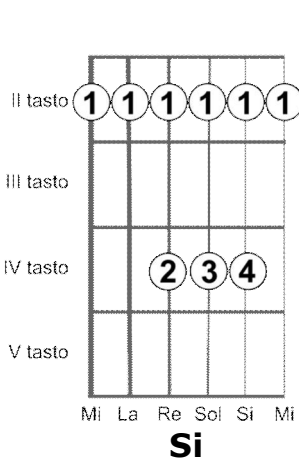


LA# - Sib

 <p>La# Sib</p>	 <p>La#- Sib-</p>	 <p>La#+ Sib+</p>	 <p>La# dim Sib dim</p>
 <p>La#2 Sib2</p>	 <p>La#4 Sib4</p>	 <p>La#5 Sib5</p>	 <p>La#6 Sib6</p>
 <p>La#7 Sib7</p>	 <p>La#-7 Sib-7</p>	 <p>La#7+ Sib7+</p>	

X corda da non suonare
0 corda da suonare a vuoto

SI



(X) corda da non suonare
(0) corda da suonare a vuoto



CONTATTACI!

Se hai idee, suggerimenti e critiche che ci possono aiutare a migliorare il nostro sito non esitare a scriverci a info@accordi-chitarra.it

Leggeremo certamente la tua mail e conserveremo i tuoi suggerimenti per i nostri progetti futuri. Grazie.

Lo staff di www.accordi-chitarra.it

